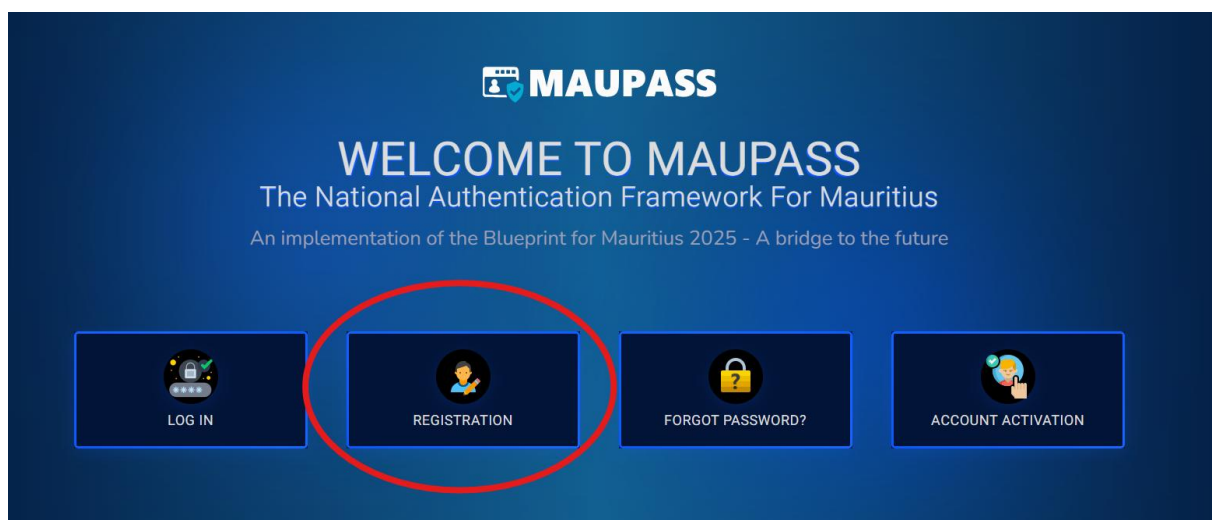


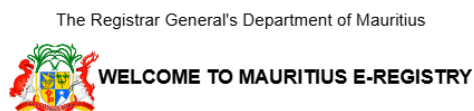
## How to login on Mauritius e-Registry System

### **A. Registration by an individual**

1. Any registration by an individual, user must have a **MAUPASS account**.
2. If you do not have a MAUPASS account, please visit the link below to complete your MAUPASS registration:  
<https://maupass.govmu.org/LandingPage>



3. Once your MAUPASS registration is completed, click on the link below to access the Mauritius e-Registry System:  
<https://eregistry.govmu.org/online>
4. Click on “**Sign in with MAUPASS**” as shown on the screen.



- ✓ On-line registration
- ✓ On-line payment
- ✓ On-line search
- ✓ Information services
- ✓ Basic registration

- ☒ New submission by individual for any type of document
- ☐ Representations on behalf of Professional bodies

Login with MAUPASS for any new submission

[See note 1. below](#)

Sign in with MAUPASS

OR

Login with your existing Mauritius e-registry user account

[See note 2. below](#)

Username

niramdany

Password

\*\*\*\*\*

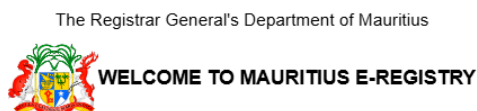


LOGIN

[Reset password](#) [Activate account](#)

## B. Registration by the representative a Professional Body (Company)

1. If you are representing a professional body (company), kindly download, complete, and submit the **User Representation Form** to the Registry Section at the Registrar General's Department:  
[https://registrar.govmu.org/rgd/wp-content/uploads/2025/12/user-representation-form\\_new-1-9.pdf](https://registrar.govmu.org/rgd/wp-content/uploads/2025/12/user-representation-form_new-1-9.pdf)
2. Once you receive your login credentials, visit the Mauritius e-Registry System and select "**Representation on behalf of Professional Bodies**".
3. Log in using your **username and password**.



- ✓ On-line registration
- ✓ On-line payment
- ✓ On-line search
- ✓ Information services
- ✓ Basic registration

- ☐ New submission by individual for any type of document
- ☒ Representations on behalf of Professional bodies

 Login with MAUPASS for any new submission

Sign in with MAUPASS Corporate

OR

 Login with your existing Mauritius e-registry user account

Username



XXXXXXXXXX

Password

XXXXXXXXXX



LOGIN

 [Reset password](#)  [Activate account](#)

## Notes

1. If you forget your **password**, you may follow the guidelines available on the Registrar General's website to reset it:  
<https://registrar.govmu.org/rgd/wp-content/uploads/2025/12/How-to-Reset-Password-Activate-Account.pdf>
2. If you forget your **username**, please visit the Registrar General's Department Computer Room with your **National Identity Card**.
  - No username or password will be provided over the telephone or by any other means.
  - If you do not receive any notification after resetting your password, kindly download the **User Representation Form** from the Registrar General's website to request an update of your email address in the system.